

# Foxford Hills





Status                      Address                      Sales Price   Bed/Bath   Type

<b>CLOSED</b>	200	Foxford	\$270,000	3	2.1	2 Stories
<b>CLOSED</b>	226	Foxford	\$285,000	3	2.1	2 Stories
 <b>CLOSED</b>	411	Wentworth	\$291,000 (S)	4	2.1	2 Stories
 <b>CLOSED</b>	316	Inverness	\$300,000	4	2.1	2 Stories
 <b>CLOSED</b>	383	Oakmont	\$325,000	4	3.1	2 Stories
<b>CLOSED</b>	340	Parkstone	\$360,000	5	3.1	2 Stories
 <b>CLOSED</b>	398	Oakmont	\$362,500	4	2.1	2 Stories
 <b>CLOSED</b>	397	Oakmont	\$375,900	4	2.1	2 Stories
 <b>CLOSED</b>	463	Newcastle	\$420,000	4	2.1	2 Stories
<b>CLOSED</b>	405	Newcastle	\$440,000	4	4.1	2 Stories
<b>CLOSED</b>	484	Newcastle	\$455,000	5	3.1	2 Stories
 <b>CLOSED</b>	338	Parkstone	\$312,500	4	2.1	2 Stories



\* Closed sales for the past 12 months as of December 11<sup>th</sup>, 2008

Status                      Address                      Price   Bed/Bath   Type

<b>ACTIVE</b>	372	Merion	\$339,900	4	2.1	2 Stories
<b>ACTIVE</b>	386	Oakmont	\$355,000	4	2.1	2 Stories
 <b>ACTIVE</b>	327	Inverness	\$404,900	4	2.2	2 Stories
 <b>ACTIVE</b>	334	Inverness	\$434,900	3	2.1	2 Stories
<b>ACTIVE</b>	425	Wentworth	\$434,900	4	3.1	2 Stories
 <b>ACTIVE</b>	320	Inverness	\$469,900	4	3.1	2 Stories
 <b>ACTIVE</b>	360	Foxford	\$469,900	4	2.1	2 Stories
 <b>ACTIVE</b>	430	Wentworth	\$473,900	4	2.1	2 Stories
 <b>ACTIVE</b>	485	Newcastle	\$474,900	4	2.1	2 Stories
<b>ACTIVE</b>	426	Wentworth	\$479,000	4	3.1	2 Stories

 <b>ACTIVE</b>	408	Wentworth	\$479,000	4	2.1	2 Stories
<b>ACTIVE</b>	326	Foxford	\$489,000	4	2.1	2 Stories
<b>ACTIVE</b>	409	New Castle	\$490,000	4	4.1	2 Stories
<b>ACTIVE</b>	415	Newcastle	\$495,000	4	2.1	2 Stories
<b>TEMPORARILY OFF THE MARKET</b>	14	Kenilworth	\$499,900	4	3.1	2 Stories

\* Current neighborhood activity as of December 11th. 2008